

BEFORE USING THE DEVICE, PLEASE READ THE INSTRUCTIONS FOR USE COMPLETELY AND CAREFULLY. CORRECT APPLICATION IS VITAL TO THE PROPER FUNCTIONING OF THE DEVICE.

#### INTENDED USER PROFILE:

The user should be able to: Read and understand the directions, warnings and cautions.

### BRACE REMOVAL:

1. Detach quick release buckles, remove forearm strap (ii), thumb strap (iv) and waist belt (i). Slowly remove brace (Fig. A).

### RE-APPLICATION:

#### Step 1. Apply Waist Belt

Align cushion on injured side at waist/hip level with elbow fixed at 90°. Narrow end of cushion should be positioned to back of forearm/elbow. Bring waist belt around back and attach to quick-release buckle (i) at front of cushion. Adjust waist belt as necessary for proper fit. (Fig. B)

#### Step 2. Apply Arm Sling

Place forearm into arm envelope as far back as possible. Secure thumb strap (iv) between thumb and forefinger at front of sling. Secure forearm strap to sling and cushion (ii-Fig. C)

#### Step 3. Apply Shoulder Ring

Place arm through shoulder ring of healthy shoulder. (Fig. D)

**NOTE:** Hook and loop closure of shoulder ring should be facing up and away.

#### Step 4. Fasten the Shoulder Strap

Fasten shoulder strap to arm envelope by using quick release buckles (iii). Adjust shoulder strap for proper fit. (Fig. E).

CONTRAINDICATIONS: None.

#### WARNINGS AND CAUTIONS:

If you experience any pain, swelling, sensation changes, or any unusual reactions while using this product, consult your medical professional immediately.

### CLEANING & STORAGE INSTRUCTIONS:

Hand wash in water (86°F/30°C), using mild soap. Air dry.

**NOTE:** If not rinsed thoroughly, residual soap may cause irritation and deteriorate material.

Do NOT iron. Do NOT tumble dry. Do NOT bleach.

#### MATERIAL CONTENTS:

Nylon, Polypropylene, Polyurethane Foam, Cotton, Laminate Foam/Tricot, Polyacetal, Polyester, Acetal.

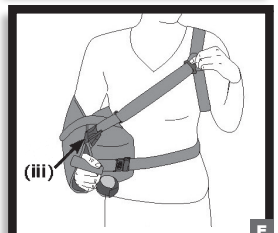
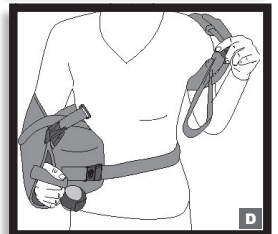
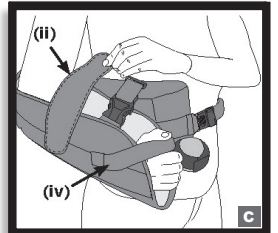
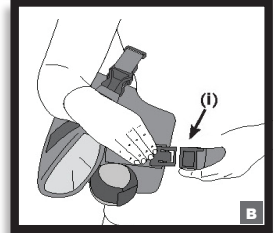
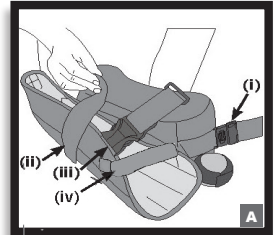
#### WARRANTY:

DJO, LLC will repair or replace all or part of the unit and its accessories for material or workmanship defects for a period of six months from the date of sale. To the extent the terms of this warranty are inconsistent with local regulations, the provisions of such local regulations will apply.

INTENDED FOR SINGLE PATIENT USE.

NOT MADE WITH NATURAL RUBBER LATEX

Individual results may vary. Neither DJO, LLC nor any of its subsidiaries dispense medical advice. The contents of this document do not constitute medical, legal, or any other type of professional advice. Rather, please consult your healthcare professional for information on the courses of treatment, if any, which may be appropriate for you.



DJO, LLC | A DJO Global Company

T 800.336.6569 D 760.727.1280 F 800.936.6569

1430 Decision Street | Vista, CA 92081-8553 | U.S.A.

DJOGlobal.com